



SPOT SERIES

INTERIOR GU10 SURFACE MOUNTED MATTE BLACK SPOT LIGHTS

- Input voltage: 100-240V AC 50/60Hz
- Housing: powder coated aluminium
- Mounting plate: iron
- 180° Tilt / 328° swivel
- Lamp holder: GU10 (Max.50W Halogen globes)
- Globe not included
- IP20 for indoor use only



General Lighting



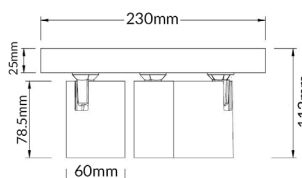
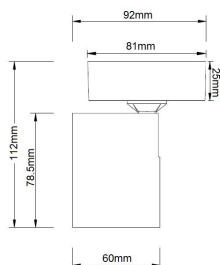
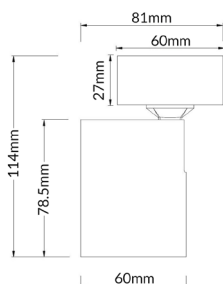
SPOT-R1B



SPOT-S1B



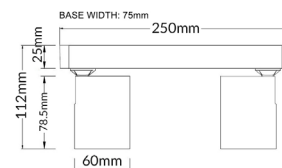
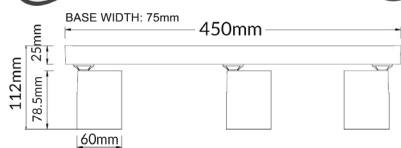
SPOT-R3B



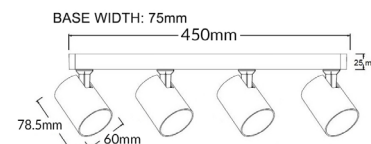
SPOT-BAR3B



SPOT-BAR2B



SPOT-BAR4B



CODE	DESCRIPTION	BASE	BOX WEIGHT	BOX DIMENSIONS	CARTON QTY
SPOT-S1B	SPOT GU10 1 LIGHT/ADJ SQ BASE BLK	L 81 x W 81 x H 25mm	0.26kg	9.5x8.5x12.5cm	1/50
SPOT-R1B	SPOT GU10 1 LIGHT/ADJ RND BASE BLK	Ø60 x H 27mm	0.23kg	8.5x6.5x12.5cm	1/50
SPOT-R3B	SPOT GU10 3 LIGHT/ADJ RND BASE BLK	Ø230 x H 25mm	0.97kg	23.5x23.5x12.5cm	1/8
SPOT-BAR2B	SPOT GU10 2 LIGHT/ADJ BAR BLK	L 250 x W 75 x H 25mm	0.6kg	25.5x8x12.5cm	1/12
SPOT-BAR3B	SPOT GU10 3 LIGHT/ADJ BAR BLK	L 450 x W 75 x H 25mm	0.94kg	45.5x8x12.5cm	1/8
SPOT-BAR4B	SPOT GU10 4 LIGHT/ADJ BAR BLK	L 450 x W 75 x H 25mm	1.1kg	45.5x8x12.5cm	1/8